

joyten
Licensed by ITOKI

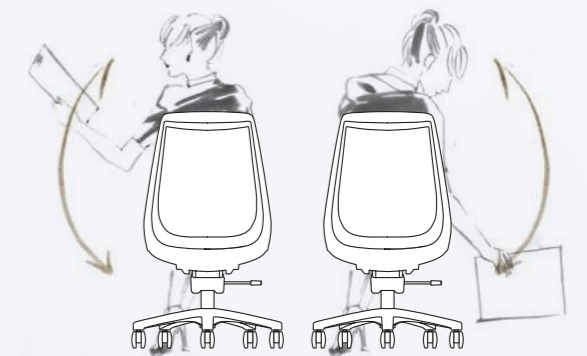
joyten NB





For comfort that can't be beaten

We see the chair as more than an item of furniture. It's something that you simply can't do without in the office. And that's why we're proud to say that we've come up with a chair that is not only ultra comfortable but also stylish enough to go with any office interior.



Fit & Free

The curvature of the seat provides strong support from the waist up while the curved backrest provides a soft hold for your back. The backrest narrows at the top, which brings extra freedom of movement for the shoulders and arms while holding the waist firmly in place. It's these exceptional features that provide a super smooth office workflow.

A joy to sit in with style to spare

The joyten NB can be customized to fit individual needs, like having a simple, eye-catching cantilever that's perfect for the meeting room or an extra high back or armrest that fits a particular job type. You can even select the material and color for the chair back to ensure the best match for the atmosphere of your office. The diverse range on offer means you're spoiled for choice when it comes to furnishing your workspace.



2 Locking Mechanism with Auto tension




1. Seat height adjustment

The height of the seat can easily be adjusted with a lever.

2. Reclining adjustment

The reclining angle can be set at two stages with a lever.

1 Locking Mechanism



1. Seat height adjustment

The height of the seat can easily be adjusted with a lever.


2. Reclining adjustment

By releasing a reclining stopper, users can recline the seat freely to the designated angle. (The reclining angle cannot be fixed.)

3. Reclining intensity adjustment

Reclining intensity can easily be adjusted by turning a knob.

5 Locking Mechanism



1. Seat height adjustment

The height of the seat can easily be adjusted with a lever.

2. Reclining adjustment

The reclining angle can be set at five stages by turning a knob.

3. Reclining intensity adjustment

Reclining intensity can easily be adjusted by turning a knob.



3D adjustable armrest

The armrests can be moved forwards and backwards in addition to up and down for the ultimate in personal comfort.



2D adjustable armrest

Armrests can be moved up and down and the height can be adjusted for the ultimate in personal comfort.




Fixed armrest

This stylish fixed armrest provides exceptional support for users.



Lumbar support

The lumbar support part of the backrest can be moved up and down to find the preferred position. This enables an exceptionally snug fit to make sure you stay comfy even during one of those long work stints.



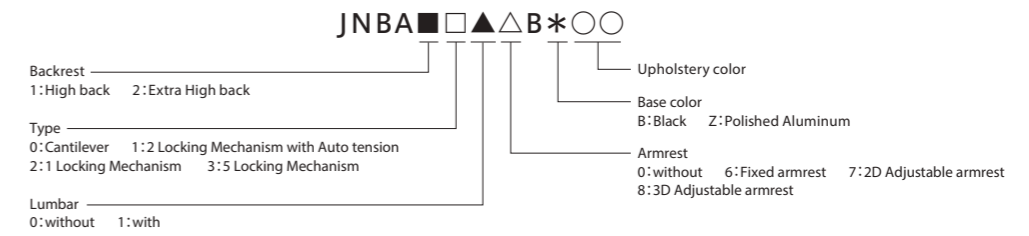
Head support unit

The extra high back type includes a head support that can be moved up and down and to different angles to ensure exceptionally stable support for the head.



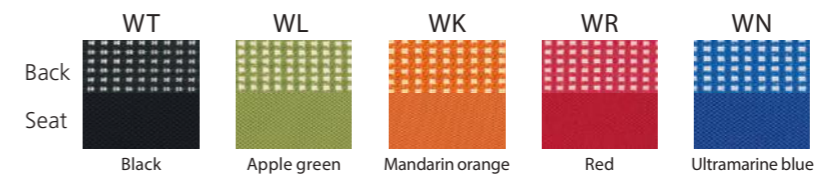
A range of choices to match your environment and your style

Symbols




Upholstery Color


Plain mesh



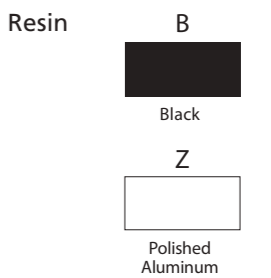
Border mesh



Body / Frame Armrest Color



Base Color



Size

	2 Locking Mechanism with Auto tension	1 Locking Mechanism	5 Locking Mechanism	Cantilever
3D ADJUSTABLE ARMREST				
2D ADJUSTABLE ARMREST				
FIXED ARMREST				

